

Scaled data based on original data using  
LM-79-08 Approved Method: Electrical and Photometric Measurements of Solid-  
State Lighting Products

Test Report Prepared for  
Cooper Lighting Solutions  
(formerly Eaton)

Brand: INVUE

Report Number: P401128

Luminaire Tested: **ENT-SA1B-740-U-SL2**

Issue Date: 5/20/2020

**Test Information**

Test Method: LM-79-08  
Report Number: P401128  
TEST IS SCALED FROM IESNA LM-79-08 TEST DATA (G1-2004-754-1)  
Test Lab: INNOVATION CENTER  
Issue Date: 5/20/2020  
Manufacturer: COOPER LIGHTING SOLUTIONS (FORMERLY EATON)  
Product Line: INVUE  
Catalog Number: ENT-SA1B-740-U-SL2  
Description: ENTRI LED LUMINAIRE  
(1) 70 CRI, 4000K, 450mA LIGHTSQUARE WITH 16 LEDS AND TYPE II SPILL LIGHT ELIMINATOR OPTICS  
Light Source: -  
Ballast/Driver: ELECTRONIC DRIVER

**Summary**

Lumens per Lamp: N/A  
Luminaire Lumens: 3386 lumens  
Efficiency: N/A  
Efficacy: 133.3 lumens/watt  
Luminous Opening: Rectangular (W 0.5' x L: 0.5' x H: 0')  
IES Classification: Type III - Medium - Non-Cutoff  
BUG Rating: B1 - U0 - G1

Input Watts (W): 25.4  
Input Voltage (V): NR  
Input Current (Ain): NR  
Voltage Rise (V): NR  
Power Factor: NR  
Total Harmonic Distortion (THDi): NR  
Frequency (hertz): 60  
Stabilization Time: NR  
Operation Time: NR  
Ambient Temperature (°C): NR  
Test Distance: 25 FT

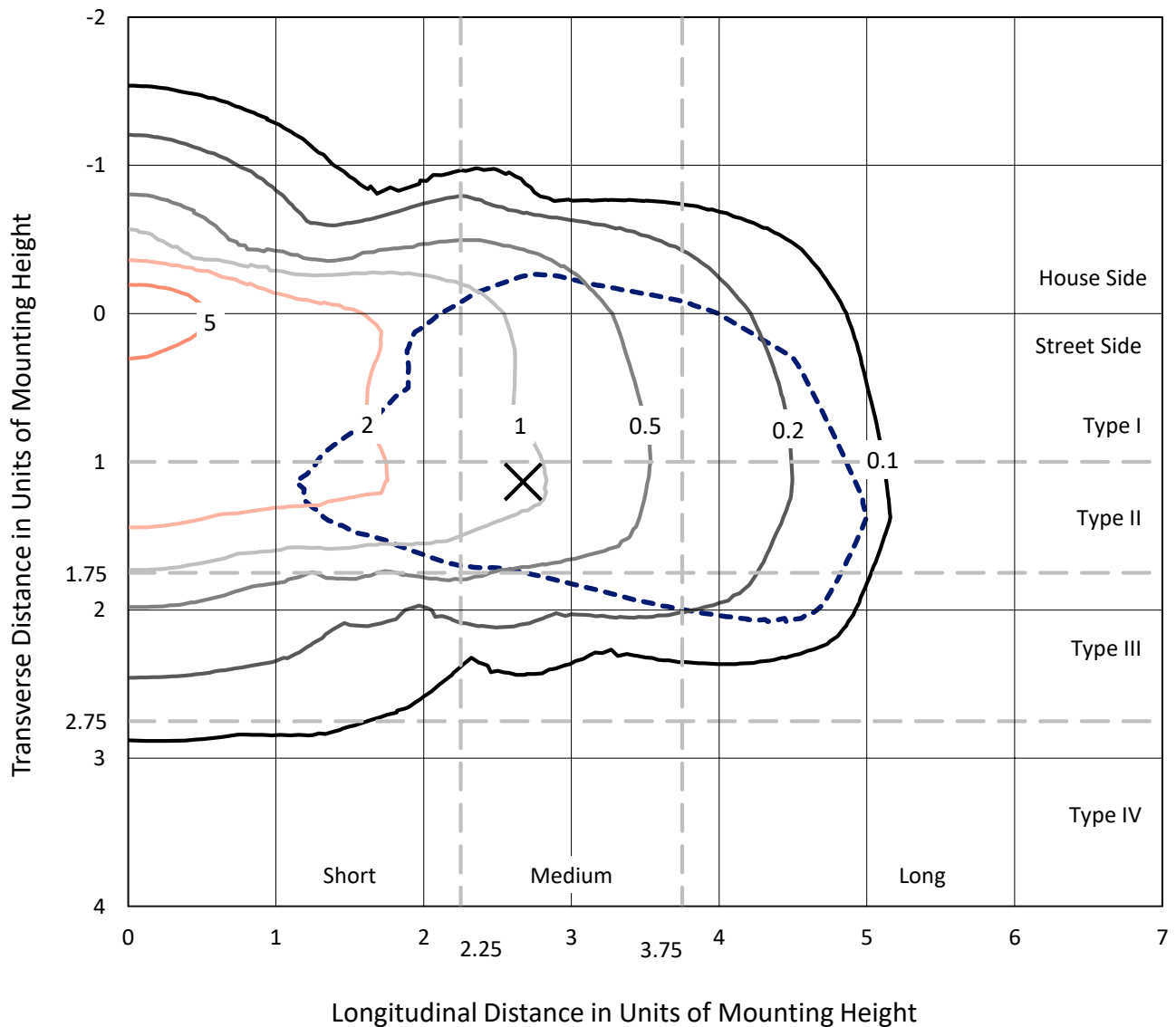


REPORT NUMBER: P401128

CATALOG NUMBER: ENT-SA1B-740-U-SL2

### Iso-Footcandle Lines of Horizontal Illumination

× Max cd  
 - - - 1/2 Max cd

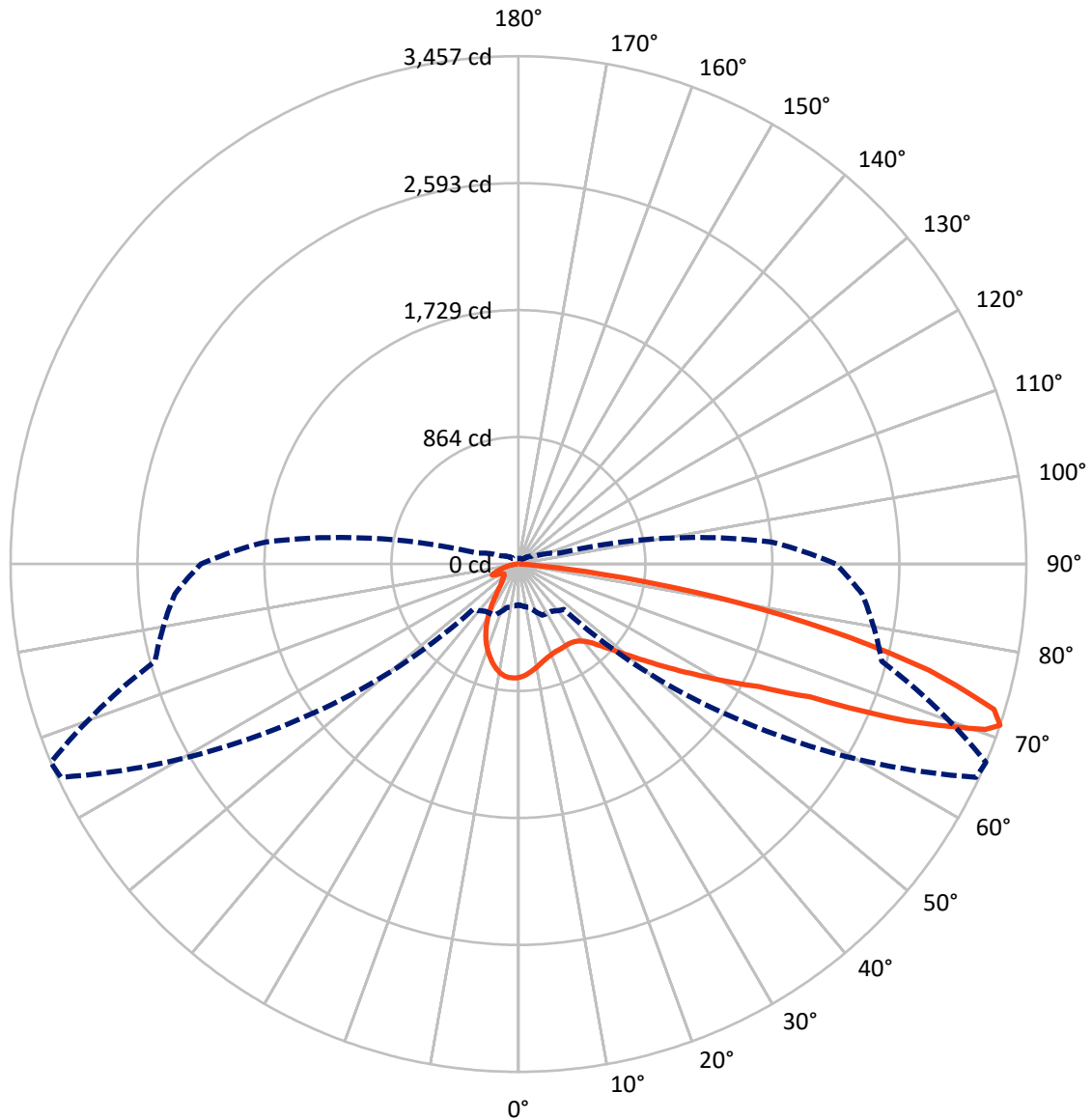


Based on 10 foot mounting height. Maximum calculated value = 7.7 fc  
 Type III - Medium - Non-Cutoff

REPORT NUMBER: P401128

CATALOG NUMBER: ENT-SA1B-740-U-SL2

### Luminous Intensity Polar Plot



— Vertical Plane Through 67-Deg Lateral    - - - Horizontal Cone Through 71-Deg Vertical

REPORT NUMBER: P401128

CATALOG NUMBER: ENT-SA1B-740-U-SL2

**FLUX DISTRIBUTION:**

		Downward	Upward	Total
<b>House Side</b>	Lumens	693.7	0.0	693.7
	% Fixture	20.5	0.0	20.5
<b>Street Side</b>	Lumens	2692.3	0.0	2692.3
	% Fixture	79.5	0.0	79.5
<b>Total</b>	Lumens	3386.0	0.0	3386.0
	% Fixture	100.0	0.0	100.0

**Coefficient of Utilization**

**ZONAL LUMENS:**

Zone	Lumens	% Fixture
0°-10°	68.4	2.0
10°-20°	168.1	5.0
20°-30°	227.0	6.7
30°-40°	299.0	8.8
40°-50°	425.9	12.6
50°-60°	650.6	19.2
60°-70°	812.3	24.0
70°-80°	655.7	19.4
80°-90°	79.0	2.3
90°-100°	0.0	0.0
100°-110°	0.0	0.0
110°-120°	0.0	0.0
120°-130°	0.0	0.0
130°-140°	0.0	0.0
140°-150°	0.0	0.0
150°-160°	0.0	0.0
160°-170°	0.0	0.0
170°-180°	0.0	0.0
0°-90°	3386.0	100.0
0°-180°	3386.0	100.0



REPORT NUMBER: P401128

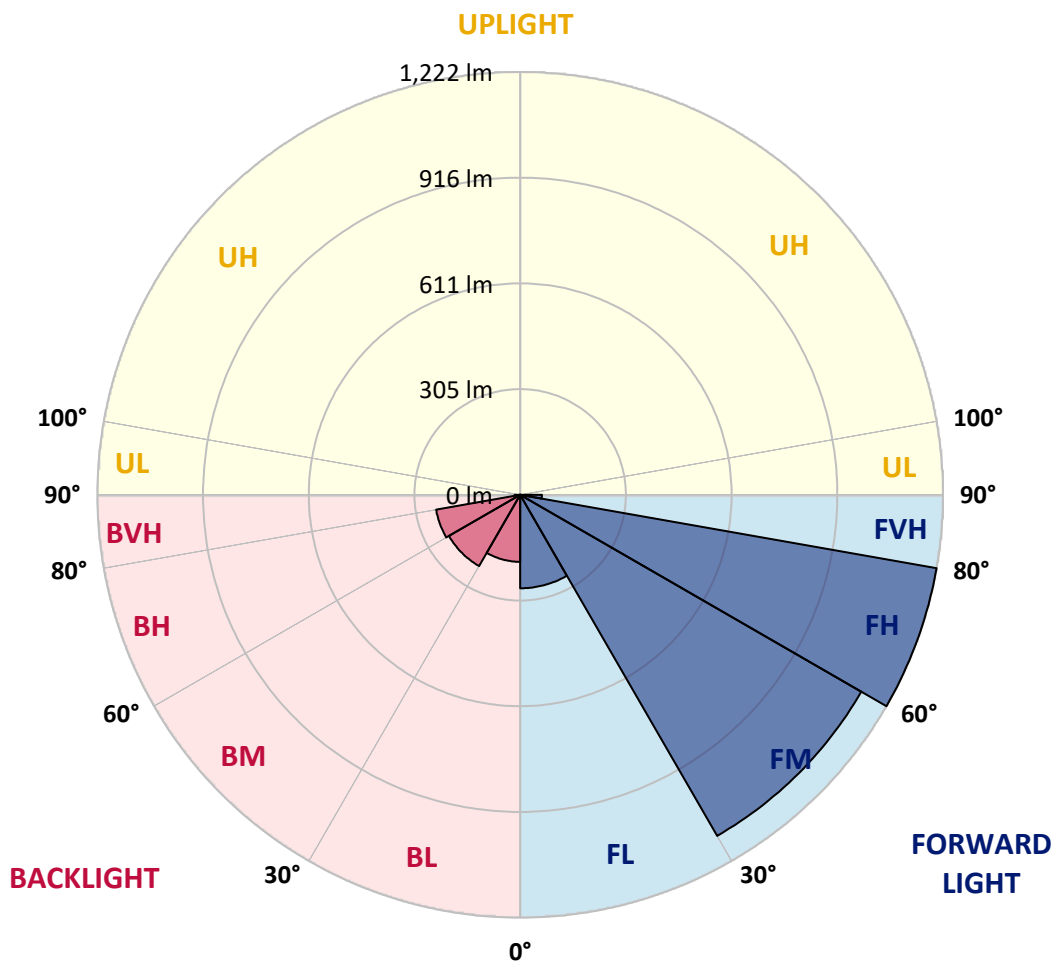
CATALOG NUMBER: ENT-SA1B-740-U-SL2

**LUMINAIRE CLASSIFICATION SYSTEM LUMEN TABLE AND BUG RATING:**

Zone		Lumens	% Fixture	Zone Rating/Lumen Limit		
				B	U	G
FL	(0°-30°)	270.0	8.0			
FM	(30°-60°)	1137.7	33.6			
FH	(60°-80°)	1221.5	36.1			G1/1800
FVH	(80°-90°)	63.0	1.9			G1/100
BL	(0°-30°)	193.5	5.7	B1/500		
BM	(30°-60°)	237.7	7.0	B1/1000		
BH	(60°-80°)	246.5	7.3	B1/500		G1/500
BVH	(80°-90°)	16.0	0.5			G1/100
UL	(90°-100°)	0.0	0.0		U0/0	
UH	(100°-180°)	0.0	0.0		U0/0	

**BUG Rating: B1-U0-G1**

Type III Medium





REPORT NUMBER: P401128

CATALOG NUMBER: ENT-SA1B-740-U-SL2

**CANDELA DISTRIBUTION (FULL):**

	0°	5°	15°	25°	35°	45°	55°	65°	67°	75°	85°
0°	772.1	772.1	772.1	772.1	772.1	772.1	772.1	772.1	772.1	772.1	772.1
2.5°	728.2	731.6	732.1	739.0	741.4	749.2	753.6	760.9	761.9	766.2	769.2
5°	680.9	681.4	684.4	690.2	699.5	713.6	724.3	742.4	745.8	758.4	769.7
7.5°	638.5	641.0	645.9	654.6	665.3	681.9	698.5	723.4	728.2	748.7	770.1
10°	609.8	612.2	616.1	625.9	636.6	655.1	675.1	703.9	709.2	737.5	768.7
12.5°	586.9	589.3	592.2	603.0	614.7	633.2	653.7	685.8	691.2	723.8	765.3
15°	571.8	572.2	576.1	584.9	598.1	616.1	636.6	669.7	676.1	713.1	764.3
17.5°	562.5	563.5	566.9	573.7	585.4	603.0	622.9	656.6	663.9	704.3	764.8
20°	563.0	564.0	565.9	568.3	576.6	591.7	612.7	646.8	654.1	699.0	768.2
22.5°	573.2	573.7	574.2	570.8	573.7	584.4	604.9	640.0	647.8	696.5	772.1
25°	592.7	592.7	591.7	583.9	577.6	582.0	600.5	637.6	645.4	694.6	776.0
27.5°	619.5	621.5	616.6	607.3	592.7	585.4	599.5	635.6	643.4	694.6	777.9
30°	656.1	657.1	655.1	642.9	619.0	599.1	602.5	634.2	642.0	693.6	778.4
32.5°	693.1	696.1	698.5	687.8	659.0	623.4	614.2	636.1	642.9	693.1	777.0
35°	730.7	732.6	744.3	742.4	711.2	660.0	633.2	643.9	649.8	695.6	777.9
37.5°	762.8	767.2	784.3	797.4	773.1	709.7	665.8	661.0	664.4	707.8	783.3
40°	797.4	803.8	829.1	854.0	843.3	772.1	712.1	691.7	690.7	730.2	796.5
42.5°	836.4	843.8	876.4	912.5	915.9	851.5	774.0	735.1	734.1	768.7	825.2
45°	882.3	889.1	933.4	976.3	997.3	940.3	850.1	796.5	797.0	822.3	871.0
47.5°	938.8	949.5	992.4	1047.0	1084.5	1040.2	942.2	882.3	878.4	903.2	946.1
50°	1018.3	1027.0	1062.6	1115.7	1181.5	1161.1	1058.2	985.6	982.7	994.4	1046.5
52.5°	1101.6	1104.5	1121.6	1176.7	1287.3	1307.8	1201.0	1113.8	1102.6	1108.9	1171.3
55°	1106.5	1112.8	1124.0	1193.7	1382.4	1483.8	1358.5	1264.9	1250.3	1245.9	1313.2
57.5°	1005.1	1015.3	1030.0	1120.1	1386.3	1687.0	1582.2	1441.3	1415.0	1393.1	1464.7
60°	790.1	803.3	830.1	940.8	1287.3	1803.0	1955.6	1639.2	1615.8	1541.3	1612.9
62.5°	571.3	576.6	602.5	652.2	1021.7	1809.8	2344.6	1897.6	1839.6	1685.6	1740.6
65°	460.1	468.9	476.7	476.2	604.9	1605.1	2602.9	2357.2	2182.2	1846.9	1881.0
67.5°	379.2	382.1	401.2	434.3	411.4	991.4	2628.7	3028.9	2851.5	2064.3	2047.7
70°	316.8	317.8	336.8	396.3	393.8	511.8	2204.2	3415.5	3372.6	2421.1	2308.5
71°	277.4	285.6	306.6	383.6	391.9	437.2	1872.7	3435.9	3457.4	2561.0	2349.0
72.5°	218.4	218.4	248.1	351.9	395.3	403.6	1379.9	3324.3	3386.2	2719.9	2278.8
75°	128.2	127.2	143.3	245.2	404.1	402.1	753.6	2762.8	2888.1	2748.6	2109.1
77.5°	72.1	73.6	82.4	136.5	320.7	386.0	432.8	2011.6	2159.3	2299.2	1783.5
80°	33.1	35.1	41.4	66.3	189.1	333.4	309.0	1306.3	1362.4	1381.9	842.8
82.5°	8.8	9.7	12.7	25.3	73.1	227.1	228.6	546.9	564.9	326.6	180.8
85°	0.0	0.0	0.0	0.0	1.0	27.8	64.8	98.5	81.9	43.4	37.0
87.5°	0.0	0.0	0.0	0.0	0.0	1.0	1.5	1.9	1.9	1.9	2.4
90°	0.0	0.0	0.0	0.0	0.0	0.0	0.0	0.0	0.0	0.0	0.0



REPORT NUMBER: P401128

CATALOG NUMBER: ENT-SA1B-740-U-SL2

**CANDELA DISTRIBUTION (continued):**

	90°	95°	105°	115°	125°	135°	145°	155°	165°	175°	180°
0°	772.1	772.1	772.1	772.1	772.1	772.1	772.1	772.1	772.1	772.1	772.1
2.5°	771.6	773.6	777.0	776.5	775.5	769.7	773.1	769.7	769.2	767.7	768.2
5°	773.6	776.5	778.4	774.0	766.7	754.1	749.7	738.5	731.2	727.3	725.3
7.5°	776.5	778.4	777.5	765.3	746.3	722.4	701.9	685.8	668.8	665.8	664.9
10°	776.5	778.4	770.6	747.2	714.6	677.0	645.9	619.5	593.2	583.5	584.9
12.5°	774.5	775.5	757.5	719.9	672.7	621.5	577.6	534.2	500.6	480.1	476.2
15°	773.1	771.6	739.9	685.8	622.9	559.6	493.3	434.8	394.8	368.0	364.6
17.5°	773.1	767.7	719.0	646.8	568.8	481.6	393.8	330.5	286.1	270.5	270.0
20°	774.0	762.3	696.5	606.4	501.6	389.0	293.9	239.8	223.2	220.8	221.3
22.5°	775.0	755.0	672.2	560.6	426.5	290.0	210.1	190.6	192.0	197.9	197.4
25°	774.0	745.3	643.4	509.4	344.6	209.1	169.6	164.8	173.5	180.4	182.3
27.5°	771.6	732.6	612.7	448.4	262.7	164.8	148.2	147.7	156.5	162.8	162.3
30°	764.3	717.5	577.1	384.1	189.6	140.4	133.6	135.0	140.9	146.7	146.7
32.5°	756.5	700.4	539.6	313.9	145.7	127.2	124.8	125.3	129.2	133.6	133.1
35°	748.2	683.9	501.1	240.8	127.7	119.4	118.4	118.0	119.4	120.4	120.4
37.5°	743.3	669.2	458.7	181.3	118.0	114.5	112.6	110.6	110.2	109.2	108.2
40°	745.3	659.5	417.7	140.4	112.1	109.2	106.3	103.3	101.4	100.4	99.9
42.5°	758.9	656.6	372.4	120.9	106.7	104.3	100.4	95.5	93.6	93.6	93.1
45°	790.6	665.3	330.0	111.1	101.9	98.9	92.6	89.2	87.7	88.2	88.2
47.5°	840.3	690.2	292.0	106.3	98.5	94.1	86.8	83.4	82.4	82.9	82.9
50°	914.9	737.0	253.0	101.9	94.6	88.7	82.4	78.5	77.0	77.0	77.0
52.5°	1024.1	814.0	224.7	98.9	91.2	84.3	78.0	73.6	71.7	71.7	71.2
55°	1157.2	914.4	214.0	97.0	86.8	80.4	73.6	69.2	66.3	65.3	65.8
57.5°	1302.9	1044.6	229.6	96.5	81.9	76.0	69.2	63.9	60.9	60.4	60.0
60°	1453.0	1173.7	274.4	94.1	78.0	70.7	64.3	59.5	56.5	55.6	55.1
62.5°	1582.7	1302.4	348.5	92.1	75.1	65.8	59.0	54.6	52.2	50.7	50.7
65°	1739.2	1450.1	461.6	94.6	73.6	60.9	54.1	50.2	48.3	46.8	46.8
67.5°	1952.7	1669.0	547.4	106.3	77.0	57.0	48.7	45.8	44.4	43.4	43.4
70°	2162.8	1791.8	380.7	124.8	85.8	53.6	43.9	41.9	40.9	40.0	40.0
71°	2159.8	1726.0	286.1	129.2	88.7	52.6	41.9	40.5	39.5	39.0	38.5
72.5°	2051.6	1569.1	205.2	125.3	87.3	49.7	39.5	38.0	37.0	37.0	36.6
75°	1840.1	1382.9	160.4	104.8	73.1	44.4	35.1	34.1	33.1	32.7	33.1
77.5°	1507.6	1106.5	126.2	82.9	55.6	36.6	31.2	29.7	29.2	28.8	29.2
80°	692.6	482.1	92.1	64.3	41.4	29.2	26.3	25.8	25.3	24.9	24.9
82.5°	166.7	135.0	49.2	42.9	28.3	22.4	21.0	21.0	21.0	20.5	20.5
85°	36.6	36.6	20.0	20.0	17.1	15.6	16.6	16.6	16.6	15.6	15.6
87.5°	1.9	5.8	6.3	9.3	9.7	9.3	11.2	11.7	11.2	10.7	10.2
90°	0.0	0.0	0.0	0.0	0.0	0.0	0.0	0.0	0.0	0.0	0.0

(END OF REPORT)